

How to subscribe to RSS Feeds:

In order to subscribe to an RSS feed or newsfeed you will need two things, an RSS reader (also known as a news aggregator) and url (web address) of the RSS feed that you wish to subscribe.

1.) Download a News Aggregator / RSS Reader (ex.: Firefox, thunderbird, internet explorer 7 or +, all recent navigators, ...)

2.) Locate the web address (url) of the RSS feed (XML file) that you wish to subscribe.

(<http://blogcooperation.be/wp-rss.php>).

A news aggregator or RSS reader is a software application that collects and displays news headlines and summaries from sources that you have designated.

An RSS feed is an XML document that contains the news headlines and summaries.

3.) Install the feed reader or news aggregator on the computer.

4.) Insert the url of the news feed (there is usually an "add feed" button)

5.) Many of the news readers will allow you to set the interval that the software will look for a feed update others simply update daily.


6.) The information in the feed will be updated when the feed contains new content.

Internet Explorer 7

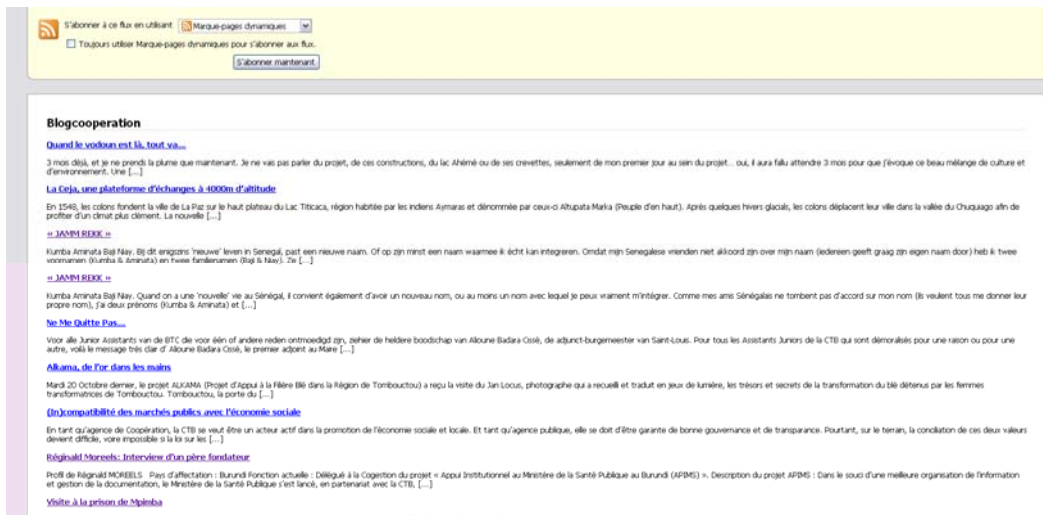


Firefox

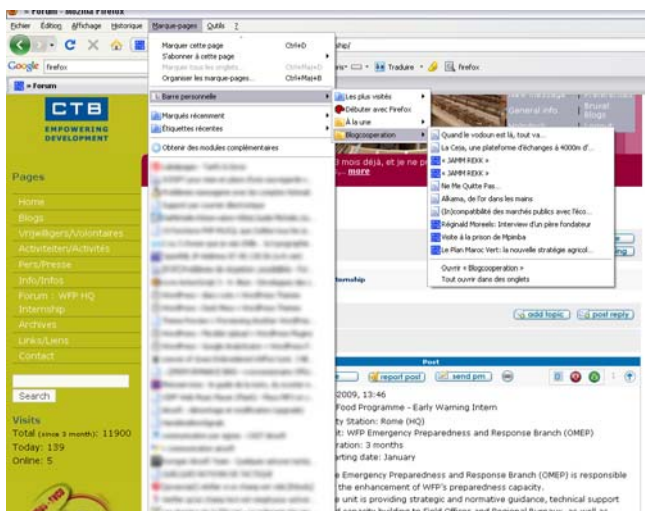
Go to the web address (url) or click RSS button. Ex : <http://blogcooperation.be/wp-rss.php>



Select your favourite feed reader and click Suscribe button.



Feeds are now in the favourite menu



Thunderbird

- Create a new account
- Select RSS feed
- Select your new account and click Manage subscriptions
- Click Add button
- Add the web address (url). Ex : <http://blogcooperation.be/wp-rss.php>

Google

If you have a google account, use Google reader => <http://www.google.com/reader/>

- Click Add subscription and add the web address (url Ex : <http://blogcooperation.be/wp-rss.php>)

The screenshot shows the 'Add to Google' interface. At the top left is the Google logo and the text 'Add to Google'. Below this is the URL <http://blogcooperation.be/wp-rss.php#>. A line of text states: 'Google offers two different ways to keep up-to-date with your favorite sites:'. Below this are two columns of information. The left column is titled 'Your Google homepage brings together Google functionality and content from across the web, on a single page.' and includes a blue button labeled 'Add to Google homepage'. Below the button is a 'Sample' image showing a Google homepage with a sidebar of RSS feeds. The right column is titled 'Google Reader makes it easy to keep up with the latest content from a large number of sites, all on a single reading list.' and includes a blue button labeled 'Add to Google Reader'. Below the button is another 'Sample' image showing the Google Reader interface with a list of feeds and a preview of an article. At the bottom of the page, there is a copyright notice: '© 2009 Google - Help'.